





Introduction to dotwork



Practice sheet

Shading 1.

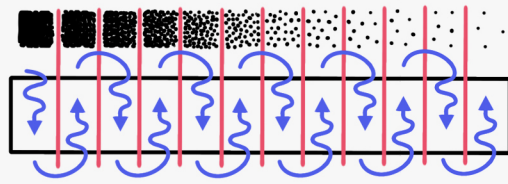
Try to create a nice, smooth transition in the 3 boxes below.

1. 


2. 



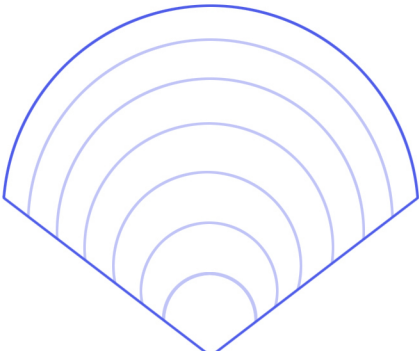
3. 




Use the smaller blocks: fill in the first block with black, fill in the second block with a bit lighter dotwork, then the next with bit more lighter, and so on.


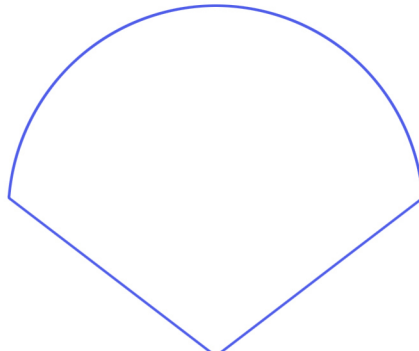


Shading 2.

Try to create a nice, smooth transition in the 3 frames below.

1. 


2. 



3. 


Drawing a dog.

Use the reference photo and draw this balloon dog with dotwork shading. I made the outlines, but feel free to draw additional guidelines for the highlights and dark areas. You can also experiment with different pen/brush sizes.



Reference photo



My design

Your designs:

